



Manual washingmachines

Description Lavapen series:

Manual washing machine where the operator can wash small and medium-sized goods with gloves through two holes in the front of the machine. The washing is done with an efficient pump and spray gun, which can be quickly replaced by coupling to a spray brush if desired. The machine can also be equipped with a blowing gun for drying. The machine series is available in two versions, electric with (X) or without (C) a high-pressure pump and pneumatic model (P). The electrical version can be filled with an alkaline aqueous liquid with a maximal PH of 12. The liquid can be heated to maximum 60°C and should be low foaming at the selected temperature. The pneumatic design is used for solvents like naphtha, crystal oil and kerosene.

Standard equipment for both electric and pneumatic machine:

Ventilation through external socket.
Adjustable feet (± 50 mm).
Removable panel between washcabin and washing tank.
500µm filter on the suction side of the pump.
Neon lights for interior lighting.
Washing pump controlled by foot pedal.
Spray nozzle and wash brush exchangeable through coupler.
Compressed air blowing gun for drying.
Machine divided into an upper hood and lower part serving as tank.
Fold-up cover balanced with gas springs for easy loading.
Viewing-glass in tempered glass and holes for rubber gloves in the covers front.
Platform that serves both as a washing table and the liquid tanks roof.
Safety switch and snapping lock on cover.
Machine made of stainless steel.
Stainless steel heating cartridge.

- **Electrical Machine (C):**
Electric pump.
External lighting.
Tank minimum level control to protect pump and heating cartridge.
Gloves in red PVC.
Adjustable washing pressure from 1 to 9 bar
- **Pneumatic machine (P):**
Pneumatic diaphragm pump.
Gloves in green Ekatsu.
Adjustable washing pressure from 1 to 5 bar
- **High pressure pump (X):**
Electric high pressure pump of up to 80 bar
Tank minimum level control to protect pump and heating cartridge.
Pressure relief valve with pressure gauge.
High pressure nozzle.
Adjustable washing pressure from 1 to 80 bar

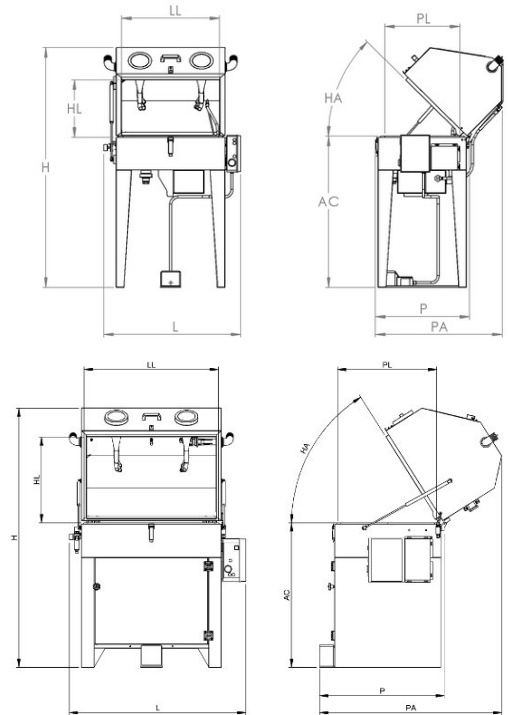


Compressed air blowing gun


Data	Model	LP2	LP3	LP4
Width L	P-C-X	920	1170	1420
Depth P	P-C-X	690	840	940
Height H	P-C-X	1600	1600	1600
Goods dimensions (LLxPAxHL)	P-C-X	700x550x450	950x700x450	1200x800x450
Depth open hood PA	P-C-X	980	1110	1200
Loading height AC	P-C-X	1000	1000	1000
Hatch opening angle	P-C-X	60°	60°	60°
Steam drain outlet	P-C-X	E(Ø)55	E(Ø)55	E(Ø)55
Goods capacity	P-C-X	70 kg	70 kg	70 kg
Washing tank	P-C-X	40 liter	75 liter	90 liter
Pneumatics pump	P	5 bar/ 2l/min	5 bar/ 2l/min	5 bar/ 2l/min
Electric pump	C	0,75 kW/ 9bar/ 10 l/min	0,75 kW/ 9bar/ 10 l/min	0,75 kW/ 9bar/ 10 l/min
Electric pump (high pressure)X		1,5 kW/ 80bar/ 12,5 l/min	1,5 kW/ 80bar/ 12,5 l/min	1,5 kW/ 80bar/ 12,5 l/min
Electrical heating	C-X	2 kW	2kW	2kW
Electric supply	P-C-X	230V/ 1-fas/ 50 Hz/ 8,6 A	230V/ 1-fas/ 50 Hz/ 8,6 A	230V/ 1-fas/ 50 Hz/ 8,6 A
Pneumatic connection	P-C-X	Pressurized air 6bar	Pressurized air 6bar	Pressurized air 6bar
Compressed air consumption C and X			10 l/min 0,6m³/h (Except during blow drying)	
Compressed air consumption P			20 l/min 1,2m³/h (Except during blow drying)	

Accessories


High pressure washing gun	X	Yes	Yes	Yes
Compressed air blowing gun	P-C-X	Yes	Yes	Yes
Overflow valve	X?	Yes	Yes	Yes
Longer gloves in neoprene	P-C-X	Yes	Yes	Yes



Spray nozzle (P,C and X)



Spray nozzle with brush (P and C)



Compressed air blowing gun (P,C and X)

