



Simplex 60/80LT/HT



Simplex P80



Simplex P100/120



Simplex 100/120 LT/HT

Top fed spraywashers

Simplex top fed spraywasher

Description Simplex series

Top-fed spray washer that automatically wash the goods with washing pipes that extend around the slowly rotating washing basket. The machine is available in different versions and sizes.

Standard equipment Simplex P 60/80/100/120:

Uninsulated machine for maximum temperature of 60 ° C.
Mechanical rotation of basket via electric motor / gear.
Ventilation fan mounted on machine P100 / P120.
Basket in stainless steel with galvanized edges.
Minimum level protection in tank.
Pump in stainless steel with special gaskets.
Stainless filter on the pump suction.
Tank edge gasket in EPDM.
Safety limit switch on cover opening.
Stainless steel electric cartridge.
Laser-drilled washing pipes in stainless steel.
Painted cabinets.
Electromechanical control panel with adjustable temperature and wash time.
Electrical connection 3x400V, 3PH+T.

Standard equipment Simplex 60/80/100 / 120LT:

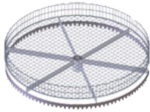
Uninsulated machine for maximum temperature of 60 ° C.
Mechanical rotation of basket via electric motor / gear.
Ventilation fan mounted in machine 100 / 120LT.
Basket in stainless steel with galvanized or stainless steel (LT 60) edges.
Minimum level protection in tank.
Automatic water refill.
Pump in stainless steel with special gaskets.
Stainless filter on the suction side of the pump.
Tank edge gasket in EPDM.
Safety limit switch on cover opening.
Stainless steel electric cartridge.
Laser-drilled washing pipes in stainless steel.
IP65 electrical cabinet with PLC for temperature, wash time, ventilation time, alarm management, and weekly timer for heating and disc oil separator.
Electrical connection 3x400V, 3PH+T.

Standard equipment Simplex 60/80/100 / 120HT:

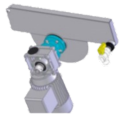
Insulated machine for maximum temperature of 80 ° C.
Mechanical rotation of basket via electric motor / gear.
Ventilation fan mounted in machine.
Laundry basket in stainless steel with edges in galvanized or stainless material (HT 60)
Minimum level protection in tank.
Automatic water refill.
Pump in stainless steel with special gaskets.
Stainless filter on the suction side of the pump.
Tank edge gasket in EPDM.
Safety limit switch on cover opening.
Stainless steel electric cartridge.
IP65 electric cabinet with PLC for temperature, wash time, ventilation time, alarm management, and Weekly timer for heat and disc oil separator.
Electrical connection 3x400V 3PH+T.



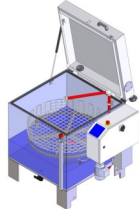
Trolley for basket



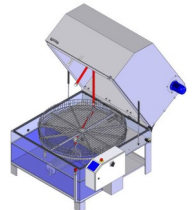
Basket in galvanized/stainless material



Disc oil separator

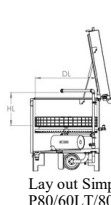
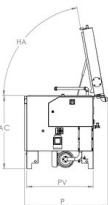
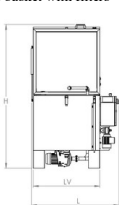


Panel under the basket with filters

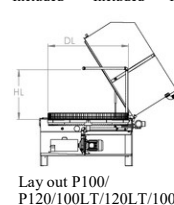
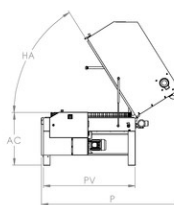
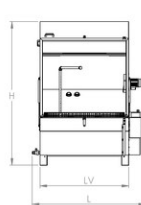


Model	P60	P80	P100	P120	60LT	80LT	100LT	120LT	60HT	80HT	100HT	120HT
Goods weight	100 kg	100 kg	200 kg	300 kg	100 kg	100 kg	200 kg	300 kg	100 kg	100 kg	200 kg	300 kg
Tank capacity	60 liter	130 liter	210 liter	270 liter	60 liter	130 liter	210 liter	270 liter	60 liter	130 liter	210 liter	270 liter
Washing pump	0,55 kW 2,5 bar 120 l/min	0,55 kW 2,5 bar 120 l/min	1,5 kW 2,5 bar 200 l/min	1,5 kW 2,5 bar 200 l/min	0,55 kW 2,5 bar 120 l/min	0,55 kW 2,5 bar 120 l/min	1,5 kW 2,5 bar 200 l/min	1,5 kW 2,5 bar 200 l/min	0,55 kW 2,0 bar 120 l/min	0,55 kW 2,0 bar 120 l/min	1,5 kW 2,5 bar 200 l/min	1,5 kW 2,5 bar 200 l/min
Heating	4,0 kW	4,0 kW	6,0 kW	8,0 kW	4,0 kW	4,0 kW	6,0 kW	8,0 kW	4,0 kW	4,0 kW	6,0 kW	8,0 kW
Rotation	0,09 kW	0,09 kW	0,09 kW	0,09 kW	0,09 kW	0,09 kW	0,09 kW	0,09 kW	0,09 kW	0,09 kW	0,09 kW	0,09 kW
Steam extraction	-	-	0,25 kW	0,25 kW	-	-	0,25 kW	0,25 kW	0,09 kW	0,09 kW	0,25 kW	0,25 kW
L (width)	920	1120	1460	1660	920	1120	1460	1660	920	1120	1460	1660
P (depth)	860	1050	1750	2060	860	1050	1750	2060	860	1050	1750	2060
H (height)	1530	1850	1910	2110	1530	1850	1910	2110	1530	1850	1910	2110
DL (D goods)	580	780	970	1170	580	780	970	1170	580	780	970	1170
HL (H goods)	380	430	540	700	380	430	540	700	380	430	540	700
AC (goods height)	830	920	670	670	830	920	670	670	830	920	670	670
LV (width tank)	640	840	1100	1300	640	840	1100	1300	640	840	1100	1300
PV (depth tank)	640	840	1200	1350	640	840	1200	1350	640	840	1200	1350
HA (hatch angle)	80°	80°	60°	60°	80°	80°	60°	60°	80°	80°	60°	60°

Accessories	P60	P80	P100	P120	60LT	80LT	100LT	120LT	60HT	80HT	100HT	120HT
Steam extraction	-	-	Included	Included	Yes	Yes	Included	Included	Included	Included	Included	Included
Increased pump capacity 3kW/6 bar/250 l/min (100/120), 2,2 kW/6bar/180 l/min (60/80)	-	-	-	-	Yes	Yes	Yes	Yes	Yes	Yes	Yes	Yes
Disc oil separator	Yes	Yes	Yes	Yes	Yes	Yes	Yes	Yes	Yes	Yes	Yes	Yes
External oil separator	-	-	-	-	-	-	Yes	Yes	-	-	Yes	Yes
Basket in stainless steel	Included	Yes	Yes	Yes	Included	Yes	Yes	Yes	Included	Yes	Yes	Yes
External trolley for basket (CES)	-	-	-	-	-	-	Yes	Yes	-	-	Yes	Yes
Additional trolley for CES	-	-	-	-	-	-	-	-	-	-	-	-
Additional basket for CES	-	-	-	-	-	-	-	-	-	-	-	-
Blowing with compressed air	-	-	-	-	Yes	Yes	Yes	Yes	Yes	Yes	Yes	Yes
Tank emptying pump	-	-	-	-	-	-	Yes	Yes	-	-	Yes	Yes
Centrifugal vapor condenser	-	-	-	-	Yes	Yes	Yes	Yes	Yes	Yes	Yes	Yes
Manual washing with pump and rotation external commands	-	-	-	-	-	-	Yes	Yes	-	-	Yes	Yes
Retention tank in stainless steel	-	-	-	-	Yes	Yes	Yes	Yes	Yes	Yes	Yes	Yes
Pneumatic opening/closing of hatch with safety control	-	-	-	-	-	-	Yes	Yes	-	-	Yes	Yes
Bag filter on the washing pump delivery pipe	-	-	-	-	Yes	Yes	Yes	Yes	Yes	Yes	Yes	Yes
Thermal insulation of bagfilter	-	-	-	-	Yes	Yes	Yes	Yes	Yes	Yes	Yes	Yes
Resistor and blower drying	-	-	-	-	-	-	Yes	Yes	-	-	Yes	Yes
Automatic detergent dispensing	-	-	-	-	Yes	Yes	Yes	Yes	Yes	Yes	Yes	Yes
Internal welding bleaching	-	-	-	-	Yes	Yes	Yes	Yes	Yes	Yes	Yes	Yes
Stainless steel blade nozzles instead of laser nozzles	-	-	-	-	-	-	-	-	-	-	-	-
Panel under the basket with filters	-	-	-	-	-	-	-	-	Included	Included	Included	Included



Lay out Simplex P80/60LT/80LT/60HT/80HT



Lay out P100/120LT/100HT/120HT

MILAMA

Traktorvägen 12 Tel: 046 149740
SE 226 60 Lund Fax: 046 2115220
SVERIGE www.milama.se